

orbis

Company information around the globe



BvD's classic range – the ultimate solutions for searching and analysing business intelligence

bvdingfo.com



BUREAU VAN DIJK

Bureau van Dijk

– the company behind Orbis

We're experts in company information and business intelligence. We integrate information from numerous sources to create Orbis. It's then combined with our software so it becomes dynamic – you can create searches to find companies and analyse your results.

Orbis has information on:

- public and private companies
- over 75 million companies across the globe
- associated news and independent research
- global M&A deals and rumours.

Data quality is key

We work with the best information providers (IPs) that we can source. We maintain strong relationships with them and, when applicable, work pro-actively to make sure they maintain our high standards. We evaluate their accuracy and timeliness on a monthly basis. We monitor quality using our three pillars of information:

Coverage and timeliness

A valuable database has to include comprehensive and up to date information. We strive to select the best IPs and evaluate their data regularly. We look at their coverage, population and proportion of companies with recent accounts.

We also instigate bespoke research to improve content or act as an information provider ourselves. Our company overviews are bespoke to us and we have initiated our own research to increase our number of URLs and contacts. Our own teams research and append the ownership links, shareholders, directors and contact information that we get from our IPs. All our M&A data is researched by our dedicated teams in the UK and Singapore.

Quality and accuracy

We do quality and accuracy checks using a combination of automated and manual testing. Testing is done at various stages of the process and is applied to all the datasets to guarantee consistent quality levels. If we do find errors we alert the IP so they can take appropriate action.

Usability and relevance

This is the area where BvD can really optimise your experience as users. Our IPs can provide us with high quality information, but we significantly impact on its usability and add value:

- We enhance and append what we're provided with to create unique datasets such as our ownership database
- We aggregate and link data from different sources to provide unique, comprehensive reports. We create unique identifiers for each company to help us do this. We can then create reports that include the financial data from the IP combined with additional news, financial strength indicators, stock data and so on
- We integrate official and well-known references such as local activity codes, accounting formats and national identification numbers
- We cater for different alphabets/characters to help you search by company name in local and international formats
- We offer transparency, making it clear exactly what our coverage is, where data is sourced from and how data points are calculated
- We standardise the company reports so they're comparable across countries

A worldwide database of comparable company information

Combining information from many sources, Orbis is the culmination of a huge amount of expertise. It contains high quality and consistent data, all combined with our proprietary software for searching and analysis.

Standardised company data

The reports on Orbis are standardised into a format created to accommodate regional variations in filing regulations and accountancy practices. The result is a practical balance between detail and standardisation, designed to facilitate global searching and analysis. Listed companies have more detailed reports and banks and insurance companies have specific templates. We offer up to 10 years of history per report.

Integrated merger and acquisition deals and rumours – Zephyr

Our Zephyr database of M&A deals and rumours is fully integrated into Orbis. Not only do you get companies linked to relevant deals in the reports, you also get Zephyr's searching and analysis capability.

Viable global searching

The standardised reports mean that you can use the same criteria to search across the whole database. You can choose from over a hundred items that can be combined to create very specific searches. We've allocated international and local industry codes. You can search on actual financials growth rates and estimates.

Exceptional coverage of private companies

Over 99% of the companies on Orbis are private companies. Private company information is more difficult to obtain as the legal obligation to file accounts varies widely from country to country. If full financial information is not available, Orbis provides alternative, less detailed reports and some items are estimated.

Corporate structures

Our ownership database has over 30 million shareholder/subsidiary links. We collect information from a variety of additional sources including: official registers (including SEC filings and stock exchanges), annual reports, private correspondence, telephone research, company websites and newswires. We show full lists of direct and indirect subsidiaries and shareholders, a company's degree of independence, its ultimate owner and other companies in the same corporate family. Our ownership database is very well regarded for its scope and accuracy.

Flexible access

- You can choose to access the entire Orbis database or just sections such as "Very Large" companies. You can now choose to subscribe to Orbis Europe and Orbis Asia-Pacific
- You can access Orbis online or via Blu-ray – both have the same interface
- The Orbis database is also available via our Mint interface as Mint Global
- You can have an annual subscription or use a BvD credit account if your need is less frequent
- You can access Orbis via Web Services and Add-Ins so you can have all of Orbis' functionality in your own systems, populate your analysis templates with data in Orbis' reports, enrich and refresh your in-house databases and integrate elements of Orbis into your workflow
- You can access Orbis from your iPhone, iPad, Blackberry or Android powered device

What information does Orbis contain?

The reports are in a standard format with up to 10 years' history. There are various default reports or you can create your own.

- General contact information and summary of company's details and incorporation including address, phone number, email address and URL, link to company's location on Google maps
 - Industry and activities including primary and secondary codes in several local and international classifications plus trade description
 - Links to: the EIU Country Profile with indicators about the company's country such as population and GDP, EIU Country Outlook offering opinion on issues such as political stability and international relations
 - Overview – Over a million companies have a detailed overview covering history, activities, scope of operations, business lines and so on
 - Financials, in specific formats for corporate, banks and insurance companies. The corporate format is:
 - Balance sheet 26 items
 - P&L account 25 items
 - Ratios 26 ratios
 - Own data section where you can:
 - create your own ratios
 - create your own fields and populate with your own data
 - Graphs within the report show key financial variables over time
 - Financial strength section, includes various indicators such as probability of default and propensity to be sold
 - Board members, management, contacts, auditors and advisors
 - Mergers and acquisitions deals and rumours from our Zephyr database. The full Zephyr database is also within Orbis, with its searching and analysis options
 - A news service collating stories from sources such as Reuters, the Financial Times newspaper and Newswires, Zephyr and Dow Jones Newswires, updated every 15 minutes
 - Ownership information
 - Shareholdings and subsidiaries
 - Direct and indirect ownership
 - Ultimate owner
 - Independence indicator
 - Corporate group, all companies with the same ultimate owner as the subject company
 - Company tree diagrams
 - Independent industry and market research from various providers, includes SWOT analyses
 - Peer group report – automatically compares the subject company to suggested peers
 - Original documents – library of locally filed “scanned images” and PDFs of annual reports
 - Royalty Agreements – information on licensing agreements and royalty rates involving the company
 - Graphics – illustrate the balance sheet, profit and loss account and any financial item over time as a value or index
- Listed companies have the following additional sections:**
- Description and history
 - Segment data
 - Cash flow
 - More detailed version of the accounts
 - Customers, competitors and future outlook
 - Stock data including security and price details, current stock data, annual stock data, current stock valuation, monthly, weekly and daily pricing series
 - Full-colour scanned, annual, interim and quarterly reports plus Corporate and Social Responsibility Reports. These are also available for many delisted companies

Working with the information

Global searching

Orbis can be used to identify and analyse companies around the world. Its templates mean you can also use it to research corporates and financial institutions.

Exporting

You can download your research to all popular formats. You can integrate the graphs into your reports and presentations.

Create graphs of your results

You can illustrate financial items, balance sheets, profit and loss accounts, ownership structures, peer and statistical analyses graphically.

Dynamic links

All the subsidiary and holding reports are dynamically linked. An organisation's structure can be illustrated in a tree diagram that's easy to navigate and manipulate.

Create your own alert service

We have very flexible alerts that you can tailor. You can watch individual companies for changes such as new financials, M&A rumours or news stories.

Analyse

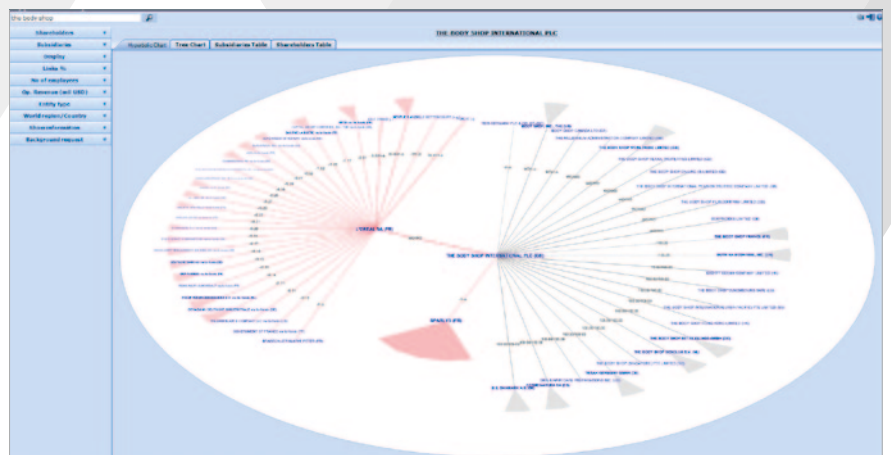
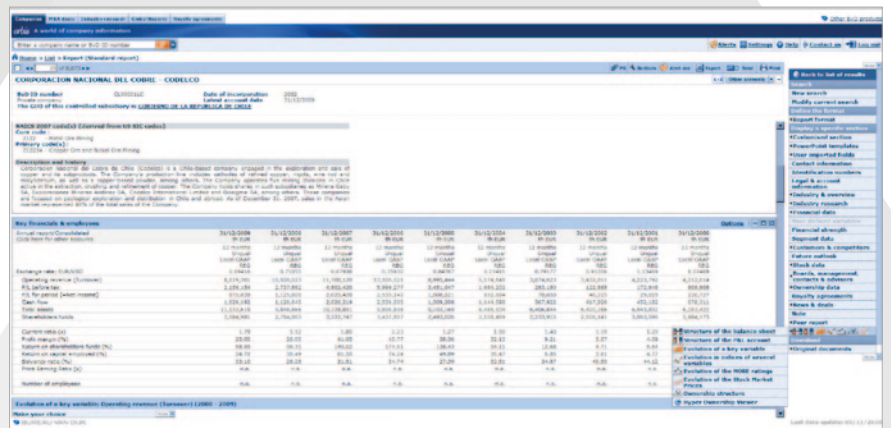
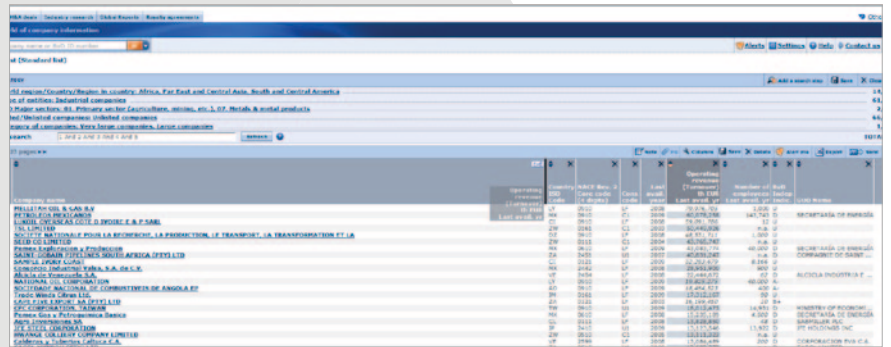
Orbis includes various options to analyse both individual and groups of companies including statistical and peer analyses. The segmentation option creates a matrix that displays a group of companies broken down by your choice of variables.

Own data options

As well as the numerous ratios and financials provided in Orbis, you can also create your own. You can also bring in your own data fields to include in your reports. For example you can append reports with how much a company spends with you.

Add-Ins and Web services

There are lots of ways you can use Orbis with your existing systems and workflows (see section on integration). Our Excel and Powerpoint Add-Ins make it simple for you to pull data into templates for quick but customised analysis and presentations.



How our customers use Orbis

Orbis is the flagship product in our “classic range” of company databases. This range gives you an unrivalled number of options for searching and analysing company information. The Orbis database is also available under our end user Mint platform, as Mint Global. We’ve also created a range of Catalysts, each designed to help you use Orbis for a specific purpose. They’ve been developed with customers and industry experts to give you faster results and improved efficiency.

Corporate finance and M&A

Orbis helps you analyse individual companies in detail. You can also build very specific searches to find potential target companies. The analysis options help you compare companies against each other. Our M&A database, Zephyr, is integrated in Orbis, giving you exceptional coverage of deals and rumours across the world, in an easy to use format.



Orbis and Zephyr can be used with our Valuation Catalyst to empower company valuations

valuation catalyst

zephyr

Procurement and supply chain management

The standardised financial data and comparable financial strength indicators on Orbis mean you can use it to assess suppliers’ financial viability across the world. You can also enrich and refresh the data in your supplier database.



Procurement Catalyst helps you link Orbis with your SRM and create customised risk and spend reports on your supplier portfolio

procurement catalyst

Sales and marketing

Using Orbis you can research new industries and regions, create lists of target companies and enrich and refresh your CRM system.

Academic

Universities and business schools use Orbis around the world in their research, teaching and as a learning resource. Its 10 year history is a major benefit to academic researchers. Orbis is compatible with various academic access systems, protocols and subscription services.

Compliance and due diligence

The ownership information on Orbis is a key element for AML, KYC and CDD processes. It helps you confirm a company’s beneficial owner and find links between a company and existing clients. You can set up alerts to watch for changes.



Compliance Catalyst streamlines compliance checks and client on-boarding

compliance catalyst

Credit risk management

You can use Orbis for simple company financial checks or integrate it with your own risk systems. The bespoke financial strength data and comparable, detailed financial reports are ideal for credit assessments across multiple countries.



Our Credit Catalyst can help you streamline corporate credit risk analysis and tailor our financial strength data

credit catalyst

Transfer pricing

The software on Orbis helps you find comparable companies. The standardised financials facilitate peer comparisons; the royalty rate information means you can include intangibles in your analyses. These are all necessary steps in creating transfer pricing reports to show your internal pricing levels are not abnormally affecting the allocation of your company’s total profit.



TP Catalyst empowers in-house transfer pricing analysis, helping you create professional reports

tp catalyst

A closer look at integration

There are various ways you can integrate your systems and workflow with Orbis.

Add-Ins for Excel and Powerpoint

Create templates, which can include a variety of elements: simple data points, formulae, graphs, text fields and so on. These can then be populated by information from Orbis. This means you can easily use Orbis with your scoring models, analysis or presentation templates. Using Orbis in this way means you're not adding to the number of packages you use, your analysis stays up to date as it's refreshed when the Orbis record is updated. Viewing a company in your template is instant. And you can even search for companies within Excel.

What is Web Services?

For more advanced integration you can use Web Services tools. Web Services are web-based applications that use open XML-based standards and transport protocols to exchange data with clients. We can provide you with access to the BvD Web Services kit so you can include access to Orbis within your systems, or customise it to suit you. Alternatively, we can create customised solutions for you.

How does integration benefit our customers?

The majority of our users implement Web Services to either enrich or refresh the data they hold on prospects or suppliers, or to incorporate Orbis data into some kind of credit analysis tool.

Enrich and refresh

Using Orbis data means you can include valuable data points in your systems that you would never be able to collect in-house. Your records are updated as Orbis is updated, the financials are in a consistent format across countries, you can include information on what the company does, who it's owned by, and its financial strength. In fact, you have a huge universe of information that you can append your records with.

Credit scoring and modelling

Orbis data is popular in credit risk because it's consistent across borders and it also includes comparable financial strength indicators. These can be included into your existing credit scoring systems helping you create more efficient ways of assessing financial risk.

worldofcompanyinfo.com



BUREAU VAN DIJK

Belgium

Avenue Louise 250
1050 Brussels
tel: 32 2 639 06 06
brussels@bvdinfo.com

United Kingdom

10 Northburgh Street
London EC1V 0PP
tel: 44 (0)20 7549 5000
london@bvdinfo.com

France

7 Rue Drouot
75009 Paris
tel: 33 1 53 45 46 00
paris@bvdinfo.com

Germany

Hanauer Landstrasse 175-179
60314 Frankfurt
tel: 49 (69) 963 665 0
frankfurt@bvdinfo.com

Netherlands

Amsteldijk 166
1079 LH Amsterdam
tel: 31 (0) 20 5400 100
amsterdam@bvdinfo.com

24 Great King Street
Edinburgh EH3 6QN
tel: 44 (0)131 200 7110
edinburgh@bvdinfo.com

Spain

C/ Santa Teresa 2 – 2ºizq.
28004 Madrid
tel: 34 91 310 38 04
madrid@bvdinfo.com

Switzerland

Bellerivestrasse 3
8008 Zurich
tel: 41 44 269 69 90
zurich@bvdinfo.com

Slovak Republic

Kutlikova 17
852 50 Bratislava
tel: 421 2 682 86 760
bratislava@bvdinfo.com

Brook House
64-72 Spring Gardens
Manchester
M2 2QB
tel: 44 (0)161 234 6880
manchester@bvdinfo.com

Portugal

Tv. Santa Quitèria, 38 - 1
1250-212 Lisbon
tel: 351 211 528 700
lisbon@bvdinfo.com

Rue Du-Roveray 12
1207 Geneva
tel: 41 22 735 48 79
geneva@bvdinfo.com

United States

The Trump Building
40 Wall Street, 27th Floor
New York, NY 10005
tel: 1 (212) 797 3550
newyork@bvdinfo.com

Italy

Via Zenale 15
20123 Milan
tel: 39 02 43 98 22 77
milan@bvdinfo.com

Austria

Clemens-Holzmeister-Strasse 4
1100 Vienna
tel: 43 (1) 606 11 96 0
vienna@bvdinfo.com

Denmark

Ny Oestergade 12
1101 Copenhagen K
tel: 45 33 4545 20
copenhagen@bvdinfo.com

100 Bush Street, 1600
San Francisco, CA 94104
tel: 1 (415) 773 1107
sanfrancisco@bvdinfo.com

Via Nizza 128
00198 Rome
tel: 39 06 840 4611
rome@bvdinfo.com

Japan

9F Landic No.3, Shinbashi
2-12-1 Shinbashi
Minato-ku, Tokyo 105-0004
tel: 813 3580 0561
tokyo@bvdinfo.com

Sweden

Vasagatan 11
111 20 Stockholm
tel: 46 8 692 65 12
stockholm@bvdinfo.com

55 West Monroe, 2340
Chicago, IL 60603
tel: 1 (312) 235-2515
chicago@bvdinfo.com

Russian Federation

37 bldg 9, Leningradsky Prospekt
125 993 Moscow
tel: 7 495 739 5712
moscow@bvdinfo.com

China

12-07 Tower C1 Oriental Plaza
1 East Chang An Avenue
Dong Cheng District
Beijing 100738
tel: 86 10 8515 2255
beijing@bvdinfo.com

Singapore

10-01 BEA Building
60 Robinson Road
Singapore 068892
tel: 65 6496 9000
singapore@bvdinfo.com

Mexico

Guillermo Gonzalez Camarena
No. 1450
Col. Centro Ciudad Santa Fe
Del. Alvaro Obregon, Mexico,
D.F. 01210
tel: 5255 1105 0082
mexico@bvdinfo.com

Bahrain

Al Jasrah Tower
Diplomatic Area
PO Box 3214, Manama
tel: 973 17 570 406
bahrain@bvdinfo.com

ASA Building, 11-06
No.188, Jiangning Road
Jing An District
Shanghai 200041
tel: 86 21 3252 0610
shanghai@bvdinfo.com

Australia

Suite 601
105 Pitt Street
Sydney, NSW 2000
tel: 61 (2) 9089 8657
sydney@bvdinfo.com

Korea

Yeouido Marriott Park Center
28-3 Yeouido-Dong
Seoul 150-881
tel: 82 2 3782 4833
seoul@bvdinfo.com