

tp catalyst

Empowering transfer pricing management

benchmarking

For reliable arm's length analysis

document manager

For efficient, fast and cost-effective
TP reporting



Empowering transfer pricing management

A software and data platform

TP Catalyst is a software and data platform that manages the process of compiling and producing documentation for transfer pricing (TP) compliance, as well as TP benchmarking analyses for tangible property, intangible property, intra-group service and intra-group financial transactions.

Using TP Catalyst you can conduct economic analyses to specify, or document, your TP policies from a global or a country-specific perspective. And you can archive and manage all your functional analyses, corporate overviews and value-chain overviews to produce documentation in accordance with local TP requirements, or BEPS Action 13. TP Catalyst has two independent “zones”: Document Manager and Benchmarking.

document manager

For efficient, fast and cost-effective TP reporting

The Document Manager is a web-based data warehouse for uploading and archiving Word documents and Excel files that contain the various elements that make up TP documentation – including your functional analyses, legal-entity overviews, intra-group transaction overview, and cost-allocation spreadsheets – so you can assemble your TP reports. The Financial Reporting module of Document Manager can be linked with data from your ERP or accounting systems for automatic upload to produce streamlined, financial reports from a transfer pricing context. The final output from the Document Manager is your local country TP reports or BEPS Action 13 Master File and Local Files, or automatic financial reports, such as your Country-by-Country (CbC) reports, TP adjustments, transaction matrices and other similar output.

benchmarking

For reliable arm's length analysis

The Benchmarking area of TP Catalyst is a web-based TP database that includes company data, royalty rate data and lending margin data for CPM/TNMM, Resale Price/Cost-Plus Method, or CUT/CUP Method analyses.

It takes you through the same process that's followed by TP professionals at accounting firms and tax authorities. The final output is either an Excel file with the benchmark analysis data, or a Word or PDF document describing the full benchmarking process.

Who uses TP Catalyst?

TP specialists in numerous corporate tax departments at multinational enterprises (MNEs), the majority of tax authorities with TP requirements, and various accounting firms around the world, including Big 4, rely on our products for TP analysis and compliance.

How can it benefit me?

TP Catalyst can help you create full transfer pricing reports – including BEPS Action 13 Master File, Local Files and CbC reports – for TP compliance around the world. It can help you:

- Streamline your processes and save you time
- Have greater control over TP compliance
- Be more cost efficient in your TP risk management
- Develop expertise in TP analysis within your organisation
- Conduct various types of analyses and harness the full functionality of our leading company information solution





BUREAU VAN DIJK

Bureau van Dijk is the “provider of choice” of company information for profit-based analyses

We publish a range of databases of company information. TP Catalyst seamlessly accesses these to help you find comparable companies. The main strengths of these databases are that the company financials are presented in a comparable, yet detailed, format across borders. They have comprehensive information on companies’ activities to help you find comparables more accurately. They also offer numerous search criteria, that can be used in any combination, to help you easily identify your groups of comparables.

Company databases

orbis

Orbis is our comprehensive global database of companies. Its coverage is constantly growing as new information providers are sourced and currently stands at close to 200 million companies. The company reports are provided in a standard format comprising 26 balance sheet items, 26 profit and loss account items and 32 standard ratios.

amadeus

Amadeus is a pan-European company information solution. Its reports are in the same standardised format as Orbis. Amadeus contains information on around 22 million companies across Europe.

oriana

Oriana is a pan-Asian company information solution. Its reports are in the same standard format as Orbis. Oriana contains information on over 34 million companies across this region.

osiris

Osiris is a global database of listed and major unlisted companies worldwide, and ideal if your comparable companies consist of listed companies. It covers around 82,000 companies. The reports in Osiris are in a very detailed format and include extensive “as reported” accounts.

Additional content




ktMINE supplies TP Catalyst with intellectual property royalty rate data and agreements. It covers 15,000 IP licensing agreements with 60,000 royalty rates globally. Over 200 countries are represented in the database. Search criteria mean that you can identify specific agreements and find comparables.



IBFD provides independent tax research and documentation. Its Transfer Pricing database is available in a searchable section within TP Catalyst to educate and support you with global TP best practices.

CUFTanalytics

CUFTAnalytics is an intra-group finance specialist for transfer pricing analysis. TP Catalyst integrates CUFTAnalytics’ Lending Margin Matrix. CUFTAnalytics coverage is now approximately 7,000 records from senior debt credit agreements.



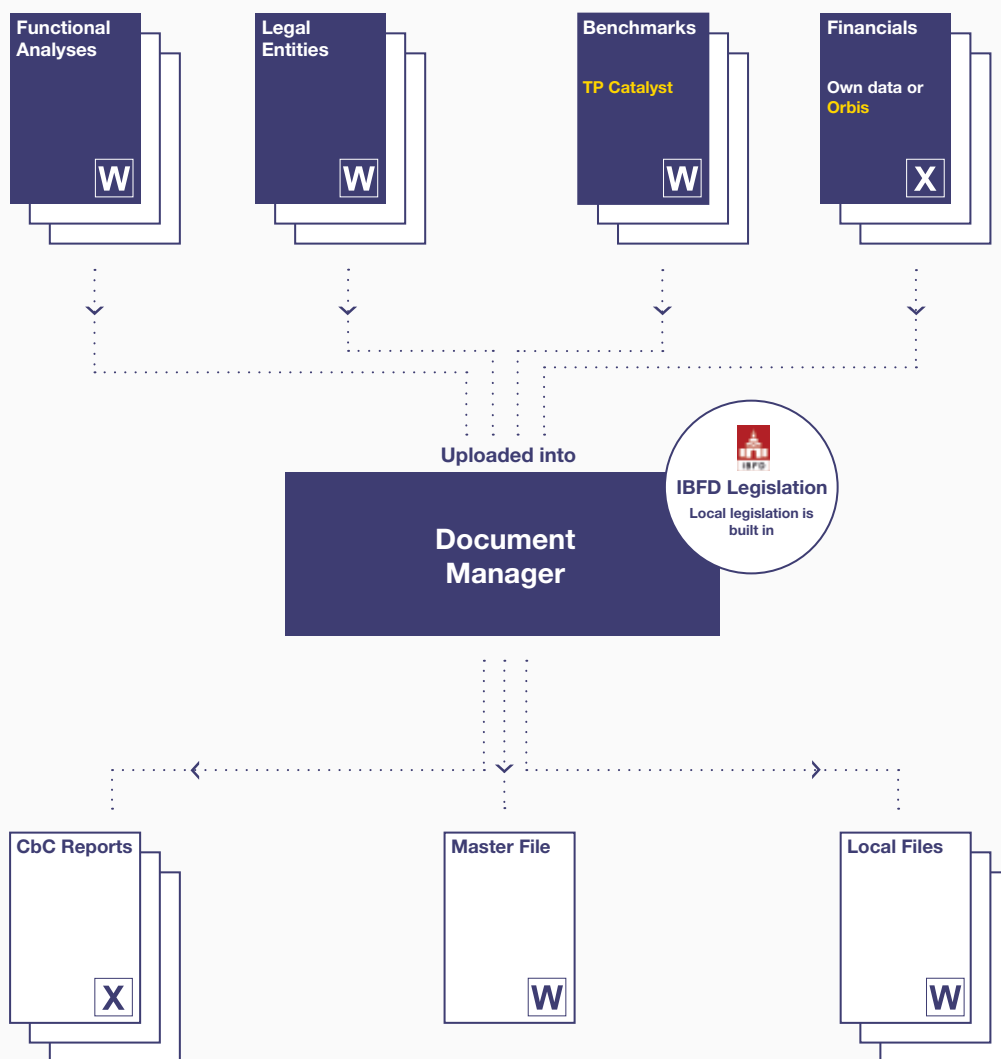
How does the Document Manager work?

We're ideally placed to help you with the documentation challenges posed by BEPS and country-by-country (CbC) reporting.

Our Document Manager is a workflow tool that delivers efficient, cost effective creation of consistent and transparent TP reports. It will completely streamline your document preparation, management and compliance, and save you a huge amount of time.

Upload your functional analyses, legal structure and benchmarks, then pick your countries to instantly create your choice of documents including your:

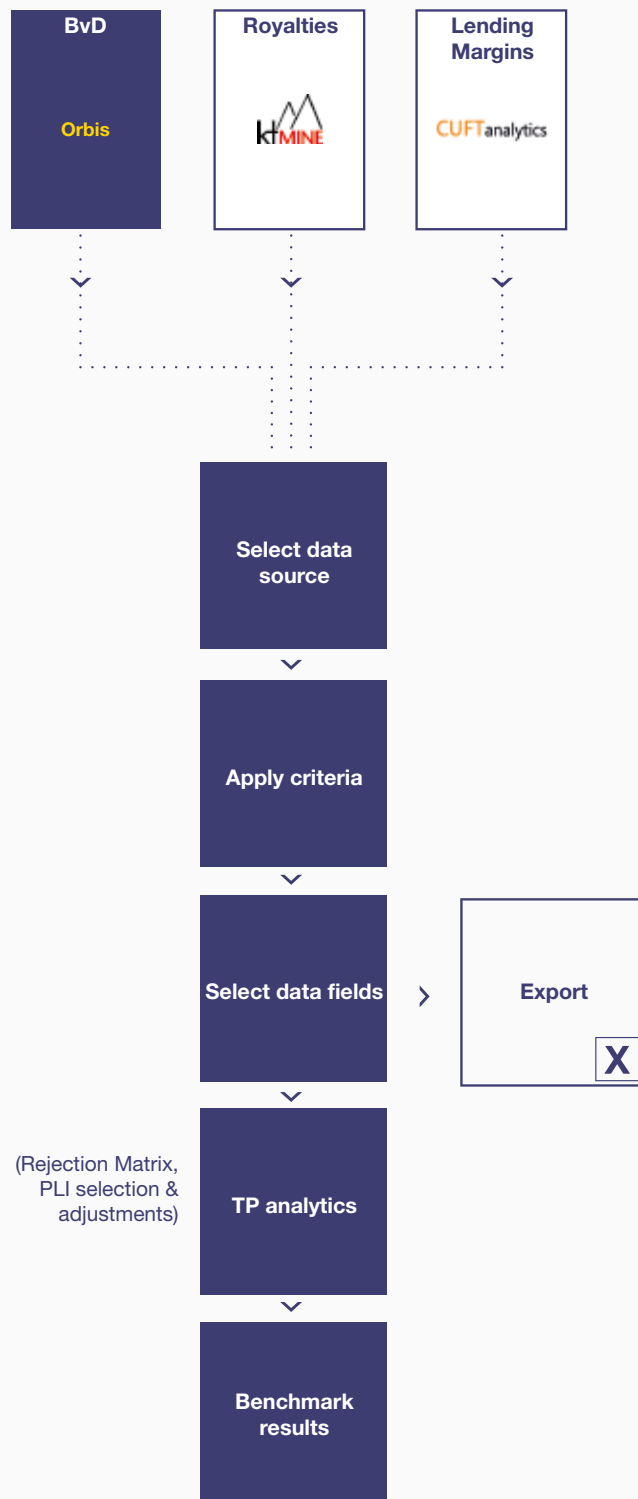
- Master File
- Local Files
- CbC reports



How does TP Catalyst Benchmarking work?

TP Catalyst Benchmarking is a workflow tool for identifying or establishing an arm's length standard based on external comparable data. TP Catalyst Benchmarking uses company data from our company information products, as well as royalty rate data from licence agreements and lending margin data from senior debt credit agreements. The tool facilitates the process of manipulating vast

volumes of data to identify comparables and to construct profitability, royalty rate or lending margin benchmarks from this data. The output from TP Catalyst Benchmarking can be exported to Excel for analysis and modelling. Alternatively, you can conduct the full analysis within the tool and export to Word or PDF, which can be included in your transfer pricing documentation.



Additional expertise

In addition to the comprehensive company data from BvD's renowned products, TP Catalyst includes data from partners with specific expertise.

Agreements Module powered by ktMINE



Licence, service and asset-purchase agreement data includes:

- Access to approximately 10,000 actual agreements
- Approximately 30,000 royalty rates
- Detailed summaries of terms and conditions
- Additional pricing information, such as service fees and commission rates

TP Catalyst offers:

- Current and historical licence and service agreement data for TP analytics
- Access to the licence/service agreement data in a powerful search and analysis interface for a variety of analytical purposes

Applications:

- Transfer pricing
- Due diligence research on arm's length transaction terms and conditions
- Research on intangible property life cycles
- CUT/CUP analysis on IP transfers
- CUT/CUP analysis on intra-group services

Intra-group loan module powered by CUFTAnalytics



Primary senior loan agreement data includes:

- Party senior loan contracts
- Access to at least one of three credit risk measures (S&P, Moody's, modeFinance) for each loan contract
- Detailed agreement summaries
- Maturity and execution dates
- Lending margin and reference rate data

TP Catalyst offers access to current and historical senior loan agreement data for lending margin analysis

Applications:

- Due diligence research on arm's length transaction terms and conditions
- Debt capacity analysis
- CUT/CUP analysis on senior intra-group finance
- CUT/CUP analysis on intra-group guarantees
- CUT/CUP analysis on corporate central bank or cash-pooling arrangements



Comprehensive

We offer the most comprehensive solution for TP risk management and the most comprehensive source of external third-party data for TP risk assessment and analysis.

Corporate tax departments

Planning, use to:

- Set up your future intra-group pricing policies
- Quantify tax benefits under different operating structures
- Do valuations for restructuring and M&A integrations

Audit defence, ideal for:

- Due diligence research on arm's length transaction terms and conditions quantifying potential tax risk of specific transactions or group structure
- Quantifying tax provisions during audits
- Discussions and negotiations with advisors and tax authorities

Compliance and risk management, use to:

- Upload, archive, and manage elements of TP documentation
- Assemble full TP reports for documentation under local TP requirements or BEPS Action 13
- Maintain and update TP documentation
- Monitor your operating structure
- Identify areas of TP risk based on CbC reporting interface
- Quantify potential TP adjustments

Tax authorities

Comprehensive company data, ideal for:

- International tax and compliance risk assessment
- TP risk assessment
- Resale Price and Cost-Plus Method analysis
- CPM/TNMM and Residual Profit Split analysis
- Debt capacity and thin capitalisation analysis

Licence/service agreement data, ideal for:

- Due diligence research on arm's length transaction terms and conditions
- Research on intangible property life cycles
- CUT/CUP analysis on IP transfers
- CUT/CUP analysis on intra-group services

Loan agreement data, ideal for:

- Due diligence research on arm's length transaction terms and conditions
- Debt-capacity analysis
- CUT/CUP analysis on senior intra-group finance
- CUT/CUP analysis on intra-group guarantees
- CUT/CUP analysis on cash-pooling arrangements

Transfer pricing consultancies

Company data, ideal for:

- Resale Price and Cost Plus Method analysis
- CPM/TNMM and Residual Profit Split analysis
- Debt-capacity and thin-capitalisation analysis

License/service agreement data, ideal for:

- Due diligence research on arm's length transaction terms and conditions
- Research on intangible property life cycles
- CUT/CUP analysis on IP transfers
- CUT/CUP analysis on intra-group services

Loan agreement data, ideal for:

- Due diligence research on arm's length transaction terms and conditions
- Debt-capacity analysis
- CUT/CUP analysis on senior intra-group finance
- CUT/CUP analysis on intra-group guarantees
- CUT/CUP analysis on cash-pooling arrangements



Contact information

Belgium

tel: 32 2 639 06 06
brussels@bvdinfo.com

Netherlands

tel: 31 (0) 20 5400 100
amsterdam@bvdinfo.com

Slovak Republic

tel: 421 2 321 19 011
bratislava@bvdinfo.com

United States

tel: 1 (212) 797 3550
newyork@bvdinfo.com

tel: 1 (415) 773 1107
sanfrancisco@bvdinfo.com

tel: 1 (312) 235-2515
chicago@bvdinfo.com

tel: 1 (202) 905 2079
washingtondc@bvdinfo.com

Argentina

tel: 54 (11) 5246 5065
buenosaires@bvdinfo.com

United Kingdom

tel: 44 (0)20 7549 5000
london@bvdinfo.com

tel: 44 (0)161 829 0760
manchester@bvdinfo.com

Italy

tel: 39 02 43 98 22 77
milan@bvdinfo.com

tel: 39 06 840 4611
rome@bvdinfo.com

Russian Federation

tel: +7 495 739 5712
moscow@bvdinfo.com

United Arab Emirates

tel: 971 4 4391703
dubai@bvdinfo.com

South Africa

tel: 27 (0) 11 881 5993
johannesburg@bvdinfo.com

Mexico

tel: 5255 3683 8080
mexico@bvdinfo.com

France

tel: 33 1 53 45 46 00
paris@bvdinfo.com

Spain

tel: 34 91 310 38 04
madrid@bvdinfo.com

Portugal

tel: 351 211 528 700
lisbon@bvdinfo.com

Austria

tel: 43 (1) 606 11 96 0
vienna@bvdinfo.com

Japan

tel: 813 5775 3900
tokyo@bvdinfo.com

China

tel: 86 10 8515 2255
beijing@bvdinfo.com

tel: 86 21 2312 7527
shanghai@bvdinfo.com

tel: 85 22 1543 822
hongkong@bvdinfo.com

Germany

tel: 49 (69) 963 665 0
frankfurt@bvdinfo.com

Switzerland

tel: 41 44 269 85 00
zurich@bvdinfo.com

tel: 41 22 707 83 00
geneva@bvdinfo.com

Denmark

tel: 45 33 4545 20
copenhagen@bvdinfo.com

Sweden

tel: 46 8 51 51 04 80
stockholm@bvdinfo.com

Singapore

tel: 65 6496 9000
singapore@bvdinfo.com

Australia

tel: +61 (0) 2922 330 88
sydney@bvdinfo.com

South Korea

tel: 82 2 3789 6727
seoul@bvdinfo.com

